

Dear Parents,

Your child will be bringing home a collection of spelling words on every Monday. They also have a copy of the same words that they use in class. Each night of the week your child is expected to do a different activity to ensure that these words and the spelling principles they represent are mastered. These activities have been modeled and practiced in school.

On Friday your child will be tested on 10 words in the collection and 5 new words that follow the same principles. By using new words in the test I can see if you child understands the phonetic concept being taught and can apply the principles to words they have not practiced.

Please save this letter and refer to it during the year for spelling ideas.

Thank you for your support. Together we can help your child make valuable progress in spelling.

Monday

- 🌀 Cut out the words.
- 🌀 Ask your child to *sort the words* into the 'star' categories, like we did at school. Your child should read each word aloud during this activity. Ask your child to explain to you why the words are sorted in a particular way - what does the sort reveal about spelling in general? Ask your child to sort them a second time as fast as possible.

Tuesday

- 🌀 Do a "*buddy sort*" with your child. Lay down a word from each category as a header and then read the rest of the words aloud. Your child must indicate where the word goes without seeing it. Lay it down and let your child move it if he or she is wrong. Repeat if your child makes more than one error.




Wednesday

- 🌀 Assist your child in doing a *word hunt*, looking for words in a familiar book that have the same sound, pattern, or both. Try to find two or three words for each sort category.

Thursday

- 🌀 Do a *writing sort* to prepare for the Thursday test. As you call out the words in a random order your child should write them down in categories. Call out any words your child misspells a second or even third time.

Other Spelling Ideas:

ABC Order	Choose 8 of your spelling words and write them in ABC order. If you finish early, write all the spelling words in ABC order backwards.
Yellow Vowels	Write each of your spelling words. Trace over the vowels in yellow highlighter.
Boxed Sentence	Print a sentence for 6 of your spelling words. Draw a box around each word. Use a different colour for each box.
Bubble Letters	Write 6 of your spelling words in bubble letters. If time, colour them.
Capitals vs Lowercase	Write each of your words twice. The first time, write them normally. The second time, use capital letter for vowels and lowercase letters for consonants. Example: open OpEn closed cLOsEd
Chart Those Vowels	Make a chart like below. Fill in the chart by writing each spelling word under the correct heading. Example: <u>One Vowel</u> <u>Two Vowels</u> <u>Three Vowels</u> <u>Four Vowels</u> draw below raise opposite
Circle Words	Write each of your spelling words two or three times around to form circles of each spelling word. 
Double Doodle	Write each spelling word one time normally and then one time in "double doodle" by holding two pencils or a pen and pencil together while writing. Example: 
Hidden Words	Draw a picture. Hide your spelling words inside your picture. If you have time, colour the picture.
Letter Box Words	Write each of your spelling words once normally, then again in letter boxes. 

<p>Pyramid Writing</p>	<p>Pyramid write 9 of your spelling words. Be neat! Example: home:</p> <p>h ho hom home</p>
<p>Rearranged letters</p>	<p>Write your spelling words once. Write other words that you can make with some or all of the letters in that word. Example: wagon - ago star - rats</p>
<p>Rhyming</p>	<p>Write each spelling word. Write a rhyming word next to the spelling word.</p>
<p>Spelling Rainbows</p>	<p>Write 8 of your spelling words in pencil. Then trace over each word three times. Each time you trace, you must use a DIFFERENT colour.</p>
<p>Spelling Scramble</p>	<p>Write your letter scrambled up. Then write them again unscrambled.</p>
<p>Spots</p>	<p>Write each spelling word two times normally and one time in spots. Example: fish fish fish</p>
<p>V/C Challenge</p>	<p>Write your words twice. The first time, circle the vowels. The second time, underline the consonants.</p>
<p>Vowel Circle</p>	<p>Write all of your spelling words, then go back and circle all of the vowels in the words.</p>